

BRIDGE RECONNAISSANCE REPORT

For use of this form, see ATP 3-34.81/MCWP 3-17.4; the proponent agency is TRADOC.

DATE *YYYYTTODA*

SIGNATURE

TO *(Headquarters ordering reconnaissance)*

FROM *(Name, grade and unit of officer or NCO conducting Reconnaissance)*

1. MAPS *(Country, scale and sheet number or name)*

2. DATE/TIME GROUP *(Of signature)*

3. ESSENTIAL BRIDGE INFORMATION


4. ADDITIONAL BRIDGE INFORMATION

a. SERIAL NUMBER	b. LOCATION	c. CLEARANCE		d. SPANS				(Add columns as needed) <i>(Military load class, overall length, roadway width, vertical clearance, bridge by-pass)</i>						
		(1) HORIZONTAL	(2) UNDER BRIDGE	(1) NUMBER	(2) TYPE OF CONSTRUCTION	(3) TYPE OF CONSTRUCTION MATERIAL	(4) LENGTH AND CONDITION							

5. SKETCHES


a. SIDE ELEVATION

SCALE
1 SQUARE =




b. CROSS SECTION OF CRITICAL SPAN

SCALE
1 SQUARE =




d. SITE PLAN

SCALE
1 SQUARE =



c. CROSS SECTION OF CRITICAL MEMBER

SCALE
1 SQUARE =



6. BRIDGE CLASS COMPUTATION

Blank area for bridge class computation.